

BUILDING ENERGY SIMULATION

For Users of EnergyPlus, SPARK, DOE-2, BLAST, Genopt, Building Design Advisor, ENERGY-10 and their Derivatives

U S e r N e w s

What's New ?

.....Release of EnergyPlus, Version 1.0

EnergyPlus 1.0 was released April 12. Get your free download today by visiting our website and clicking on "EnergyPlus 1.0" in the left menu: <http://SimulationResearch.lbl.gov>

.....VisualSPARK 1.0 Release

Purchase VisualSPARK 1.0. Information on p. 4.

....New Korean DOE-2 Resource Center

Prof. Jung-Ho Huh, Ph.D., an expert DOE-2 user, has established a new resource center at the University of Seoul. Dr. Huh graduated from the University of Colorado at Boulder, where he majored in Building Energy Systems Engineering. Address and email details are on p. 23.

.....DOE-2 Documentation on a CD

The Energy Science and Technology Software Center has scanned most of the DOE-2.1E documentation onto one CD. Cost is only \$100; see p. 11 for ordering info. We are currently working in-house to convert the *DOE-2.1E Basics Manual* into pdf files for the web. Watch the *User News* for announcement of its availability.

.....Beta Test WINDOW 5

The WINDOW program calculates total window thermal performance indices. WINDOW 5 (Beta 1.0) is available to download and test. See p. 10.

.....New Therm 2.1a Download

The newest version of THERM is a bug-fix release based primarily on feedback from program users. Go to p. 10 for details.

What's Inside ?

FEATURES.....

- 2 Release of EnergyPlus 1.0
- 4 What's New in SPARK Model Development?
- 6 DOE-2 Puzzler
 - Loss Calculation Formulas
- 7 Whole Building Performance Training sponsored by San Diego Gas and Electric
- 7 Spring 2001 Educational Programs from Pacific Gas and Electric Co.
- 8 DOE-2 Puzzler
 - Diesel Generator Model
- 9 California Energy Commission: New Energy Efficiency Standards
- 9 Energy and Buildings, Special IBPSA Issue

SOFTWARE.....

- 16 BLAST News
- 13 Building Design Advisor 3.0
- 14 DOE-2.1E
 - 11 DOE-2.1E Documentation on a CD
 - 14 Help Desk, Training, Updates
 - 19 Directory of DOE-2 Software and Services
 - 21 Pre- and Post-Processors for DOE-2
 - 22 Special Versions of DOE-2
 - 23 International DOE-2 Resource Centers
 - 24 International DOE-2 Consultants
 - 26 U.S. DOE-2 Consultants
- 12 ENERGY-10 1.3 (with WeatherMaker)
- 12 GenOpt 1.1
 - 4 VisualSPARK 1.0
- 15 Software from Lawrence Berkeley Lab

DEPARTMENTS.....

- 5 New book from EMPA (Switzerland): *"Thermoaktive Bauteilsysteme"* (in German)
- 8 Recent Reports: *"An Empirical Correlation for the Outside Convective Air Film Coefficient for Horizontal Roofs"*
- 10 Featured Website: Efficient Windows Collaborative
- 13 Help Wanted: Energy Analyst in Phoenix, AZ
- 17 Meetings, Conferences, Symposia

EnergyPlus Version 1.0



EnergyPlus Version 1.0 was officially released on April 12, 2001
at the National Building Museum in Washington, DC.

**Department of Energy Releases New Software To Help Reduce Building Energy Use
EnergyPlus Simulation Program Helps Building Designers and Owners Save Money,
Reduce Energy and Improve Indoor Air Quality**

(WASHINGTON, D.C., April 12, 2001) Secretary of Energy Spencer Abraham today released a next generation building energy simulation computer program that allows architects, engineers, building owners and managers to minimize energy use and cost and optimize building performance by simulating building energy use. The EnergyPlus program is a significant step beyond earlier Department of Energy (DOE) software, which building owners and designers have used to save an estimated \$20 billion.

"The Department of Energy's EnergyPlus computer simulation program will assist home builders and designers dramatically

lower energy use in buildings," said Secretary Abraham. "We want to help design teams and homeowners achieve energy efficiency even with tight scheduling constraints and significant dollars at stake."

EnergyPlus dramatically improves the simulation of whole-building approaches in design, planning and construction and opens new doors for energy savings, cost savings and indoor environmental quality. It allows users to calculate the impacts of different heating, cooling and ventilating equipment and various types of lighting and windows to maximize building energy efficiency and occupant comfort.

The full text of the article may be found at <http://www.energy.gov/HQPress/releases01/aprpr/pr01050.html>

Here is a list of some of the features in EnergyPlus 1.0.

Highlights of Version 1.0:

- Extensive example HVAC input files
- Heat pump simulations, including ground source
- Weather processor

Highlights of Beta 5.0/5.1/5.2:

- Heat/Cool option on furnace
- DX System (Air Loop)
- High temperature radiant heating/cooling
- More operative controls for all radiant modeling (MAT, MRT, operative temperature)
- Gas absorption chiller/heater
- Desiccant dehumidifier
- Plenum (return and supply)
- Active and passive Trombe wall input templates
- Air- and Evaporatively-Cooled condenser
- Gas/electric coil options for unit heater and unit ventilator
- First-level energy meter reporting
- Low-temperature radiant heating/cooling
- Interior surface convection options, including air change rate dependence
- Thermal comfort options
- Evaporative cooler models
- Steam absorption chiller
- Air-flow sizing (based on zone requirements)
- Improved sky model for daylighting calculations

Highlights of Beta 5.0/5.1/5.2: (continued)

- Ability to read weather files with sub-hour intervals
- Enhanced calculation of return air heat gain from lights
- Flat-plate exhaust air heat recovery
- Translator from CAD IFC geometry to EnergyPlus geometry
- HVAC input templates
- Furnace

Highlights of Beta 4:

- Moisture adsorption/desorption in building envelope
- Thermal comfort modeling and reporting (KSU model and Pierce two-mode model)
- Further windows calculations, including extensions to the frame/divider calculation; window U-value and solar heat gain coefficient report
- Addition of a window multiplier
- DOE-2 to EnergyPlus Loads input translator (initial version)
- Shading of sky IR by obstructions
- Controls for natural ventilation through windows
- 3-D surface input
- COMIS integration (interzone air flow, natural ventilation)

Highlights of Beta 3:

- Fan coil, unit heater, unit ventilator, window AC simulations
- Window enhancements (frame and dividers, spectral input for glass)
- EPMacro—macro capability for input files (auxiliary program)

Highlights of Beta 2:

- WINDOW 5-based glazing calculations
- Movable window shades
- Thermal comfort modeling and reporting based on Fanger model
- Revised HVAC modeling, including branch-based input and flow resolver
- Exhaust fan

Highlights of Beta 2: (continued)

- Simple launch program for EnergyPlus
- Fan control, fan motor placement
- Simple input and output preprocessor
- Reference data sets for materials, constructions, windows, etc.

Highlights of Beta 1:

- Simultaneous simulation of zone loads and HVAC systems
- Daylighting
- Simple input and output processing
- Simple input editor capabilities
- BLAST translator (.bin files) to EnergyPlus input
- E/E+ format weather processing
- Basic HVAC simulation

In order to use EnergyPlus, you must execute a license agreement. A brief explanation of each license type is presented below. However, for an in-depth explanation of license types, please visit our web site at <http://SimulationResearch.lbl.gov>. Click on EnergyPlus in the left menu and follow the pointers.

| Type of License Agreement | Description | Cost |
|--|---|----------|
| End User License | Allows internal use of the EnergyPlus executable. | Free |
| Distribution License | Grants you the right to distribute the EnergyPlus executable or use it in a web-based application. | US\$1000 |
| Source Code Addendum to the Distribution License | Allows internal use of the EnergyPlus source code to develop derivative works. You may execute a Source Code Addendum at the same time as executing the Distribution License Agreement or at a later date; however, to obtain the Source Code Addendum you must also purchase a Distribution License Agreement. | US\$1500 |
| Collaborative Developer's License | Allows you to inspect the EnergyPlus source code in-house and to create derivative works from it for non-commercial purposes. This license requires that you provide, at no cost, to Lawrence Berkeley National Laboratory and the University of Illinois any improvements you make, and such improvements (other than user interfaces) will be considered for incorporation into a future version of EnergyPlus. If you want to distribute your derivative work, you must obtain a Distribution License Agreement. | US\$100 |

EnergyPlus is being developed by University of Illinois, CERL, Oklahoma State University and Lawrence Berkeley National Laboratory, with the assistance of the Florida Solar Energy Center, GARD Analytics, Krarti Associates, Pennsylvania State University, and the University of Wisconsin.

VisualSPARK



Release of Version 1.0

Available from Lawrence Berkeley National Laboratory, *VisualSPARK 1.0 allows you to build customized models of complex physical processes by connecting calculation objects. It is aimed at the simulation of innovative and/or complex building systems that are beyond the scope of programs like DOE-2 and EnergyPlus.*

The main elements of VisualSPARK are a **user interface**, a **network specification language**, a **solver** for solving simultaneous algebraic and differential equations, and a **results processor**. With the network specification language you create equation-based calculation objects, and link the objects into networks that represent a building's envelope or HVAC components or systems. The solver solves this network for user-specified input parameters. With the results processor you graphically display the results of the calculation. VisualSPARK runs under the Windows 95/98/NT/2000, SunOS, Solaris, Linux and HPUNIX operating systems.

VisualSPARK costs \$250. To purchase the program, go to <http://SimulationResearch.lbl.gov> > VisualSPARK > Purchase

If you would like to get an idea of what the program does before purchasing it, you can review the SPARK User's Manual, which can be downloaded from <http://SimulationResearch.lbl.gov> > SPARK

VisualSPARK was developed by the LBNL Simulation Research Group and Ayres Sowell Associates, with support from the U.S. Department of Energy, Drury Crawley, program manager

<http://SimulationResearch.lbl.gov> > SPARK

What's New in SPARK Model Development?

Fault Detection and Diagnosis

SPARK is being used to develop **models of HVAC equipment** for use in **fault detection and diagnosis**. The models will be used on-line in real buildings to determine whether the HVAC system is performing as expected. Measurements from sensors connected to the energy management and control system or to a dedicated monitoring system will be used as inputs to the models. The predictions of the models will then be compared to other measurements and significant differences taken as indications of faulty behavior. SPARK has a number of advantages as a development environment. The hierarchical, modular, structure of the models provides flexibility and facilitates model reuse. SPARK models are based on equations and graph theoretic methods are used to automatically find efficient solution procedures, allowing the developer to concentrate on modeling issues. SPARK generates an executable for a system model and this executable can then be called by the diagnostics software.



Current work is aimed at the development of **models of air handling unit components**, including mixing boxes, heating and cooling coils and fan systems. Of these, the most challenging is the cooling coil, particularly the modeling of partially wet operation. The detailed model of partially wet operation in the ASHRAE HVAC Secondary Toolkit splits the coil into a wet region and a dry region and uses an iterative procedure to find the position of the boundary between the two regions. This procedure was found to be numerically unstable, failing to converge under extreme conditions (for example, high humidity ratio). This and other problems with this two-zone modeling approach prompted the development of a new approach in which the coil is divided into a significant number of discrete, fixed sections in the direction of the airflow. The driving potentials for heat and mass transfer are taken to be constant in each section, allowing the heat and mass transfer processes to be modeled separately but solved simultaneously. Division into 20 sections has been found to yield reasonable results without convergence problems or excessive computational load. (continued)

The work described above is funded jointly by the California Energy Commission and the US Department of Energy. For more information, contact LBNL's Philip Haves (Phaves@lbl.gov)



What's New in SPARK Development? (continued)

Hydronic Rooftop Package Unit

SPARK is being used to develop a performance model for a new type of **rooftop air conditioning unit** known as the **Hydronic Rooftop Package Unit (HyPak)**. This work is one part of a project whose aim is to develop a cost-effective, rooftop packaged HVAC unit that reduces HVAC electrical energy consumption and peak demand compared to current rooftop units by more than 65% in dry climates and 50% in humid climates. The major feature of the new unit is a new high performance counterflow evaporative water cooler (CEWC) that also functions as a ventilation air pre-cooler, an exhaust air heat recovery device and an evaporatively-cooled condenser to reduce compressor energy consumption. The sizing of the main components of HyPak will be optimized by combining the energy costs predicted by the SPARK model for different component sizes with the first cost predicted by a cost model.

S
P
A
R
K

The CEWC is a counterflow air-to-air heat exchanger in which ambient air is pre-cooled on one side of the heat transfer surface by water flowing on the other side of the surface. The water is evaporatively cooled by a secondary air-stream flowing through the heat exchanger on the same side as the water but in the opposite direction. There is sensible heat transfer from the dry air to the surface and from the surface to the water and there is both sensible and latent transfer from the water to the secondary air. The performance of such a heat exchanger cannot be predicted analytically and so a model has been developed using SPARK in which the CEWC is divided into a significant number of discrete, fixed sections in the direction of the airflow. The driving potentials for heat and mass transfer are taken to be constant in each section, allowing the heat and mass transfer processes between three fluid streams to be modeled separately but solved simultaneously. The heat and mass transfer coefficients have been determined by comparing the performance of the CEWC predicted by the model with the performance measured in the laboratory.

The model of the CEWC has been linked to models of the other components, including a compressor, evaporator, condenser, cooling coil, three fans and two pumps, each of which has been implemented as a SPARK object. The resulting system model will be used to predict system performance and operating costs under different load and climate conditions in order to optimize component sizes and compare HyPak performance to conventional rooftop package units. SPARK, which is an object-oriented simulation environment, is an ideal tool to perform such simulation. Models of the individual components can be developed and tested separately and then interconnected to specify the model of the entire system. The different operating modes to be employed in HyPak involve using different combinations of components, sometimes connected in different ways. Using SPARK, the same component and subsystem models can be used for the different configurations, saving the work of redevelopment.

S
P
A
R
K

S
P
A
R
K

The HyPak work is being performed at LBNL as part of a DOE NETL project led by the Davis Energy Group. For further details, contact Peng Xu (PXu@lbl.gov) or Philip Haves (PHaves@lbl.gov).

Thermoaktive Bauteilsysteme (Thermoactive Building Elements) (in German) by Markus Koschenz and Beat Lehmann

The book shows the theoretical relations between the systems involved and gives rules for the layout of thermoactive building elements. Topics include:


- building requirements, comfort, physics
- modeling and design of the piping system
- cooling load and design of cooling system
- heating load and its simulation

To order, contact the Building Simulation Group:

Energy Systems/Building Equipment
EMPA
Überlandstrasse 129
CH - 8600 Dübendorf
SWITZERLAND

Fax: +41 (0)1 823 40 09

<http://www.empa.ch/erg>





Question: I have been trying to find out the formulas used to calculate the losses associated with CCIRC-PUMP-TYPE when set to VARIABLE-SPEED. According to the manual, the energy reduction associated with switch from a constant volume flow system to a variable volume flow system is determined on the basis of the actual loads being served by the pumps. However, I haven't been able to derive the numbers that the hourly reports are giving me. I was wondering if there is some other place that explains these commands in more detail. If not, is there I way I can find out how the calculations are being done? Also, can I change any parameters to get it to vary the pump power instead of varying the loads served by the pumps.

Answer: I'm not sure which variables you are looking at in the hourly reports. Obvious ones seem to be CPELEC and CHGAIN, Variable-TYPE = PLANT, in PLANT. The code that does the calculation and a table defining the variables follow.

```
GPM = LOAD / (CDESDT * 8.34 * 60.)
C          ELECTRICAL CONSUMPTION MUST
C          EXCEED MINIMUM OF DESIGN
C          CPELEC = AMAX1((CPDSEL * CMNPLR),
1          (.643 * CPHEAD * GPM / (CEFFM * CEFFI)))
C          HEAT GAIN
C          CHGAIN = LOAD * CLOSS
C          ADD IMPELLER ENERGY
C          CHGAIN = CHGAIN + CPELEC * CEFFM
```

| Variable Name | Description (All keywords are in the PLANT-PARAMETERS command) |
|---------------|---|
| GPM | chilled water flow rate in gallons per minute. |
| LOAD | plant cooling load in in Btu/hr for this hour. |
| CDESDT | keyword CCIRC-DESIGN-T-DROP, the design temperature drop in the chilled water loop; default is 10°F. |
| 8.34 | density of water in lbs/gal. |
| 60. | minutes per hour. |
| CPELEC | Electric input to pump in Btu/hr. Note that CPELEC comes out in the hourly reports in kW. |
| CPDSEL | The design electric consumption. Calculated the same way as CPELEC except the load used is the peak cooling load. |
| CMNPLR | Keyword CCIRC-MIN-PLR, the minimum part load ratio at which the pump can run. |
| .643 | Conversion factor from Head (in feet of water) times flow rate (in gallons per minute) to energy in Btu/hr. The units are (Btu/hr)/(ft)(gal/min). |
| CPHEAD | Keyword CCIRC-HEAD, the head pressure in the chilled water loop in feet of water. |
| CEFFM | Keyword CCIRC-MOTOR-EFF, the efficiency of the pump motor. |
| CEFFI | Keyword CCIRC-IMPELLER-EFF, the pump impeller efficiency. |
| CHGAIN | CHGAIN is not just the heat gain from the pump; it has the conduction heat gain from the environment added in, and the default for CLOSS is 0.01. This might mess up your calculations. Try setting CCIRC-LOSS = 0.0. |
| CLOSS | Keyword CCIRC-LOSS, the conduction heat gain of the pipes in the chilled water loop as a fraction of the cooling load. Note that the default is 0.01. |

There is no way for the user to size the pumps by hand. The only options are to size on the peak load (CCIRC-SIZE-OPT = SYSTEM-PEAK) or on the installed chiller capacity (CCIRC-SIZE-OPT = INST-PLANT-EQUIP). The pump electrical consumption is either constant (CCIRC-PUMP-TYPE = FIXED-SPEED) or varies with the chilled water load (CCIRC-PUMP-TYPE = VARIABLE-SPEED).

San Diego Gas & Electric

Whole Building Performance Training



REGISTER AT [HTTP://WWW2.SDGE.COM/SEMINAR](http://www2.sdge.com/seminar)

| | |
|---|---|
| May 10 (Thursday) 8:30 am to 4:00 pm | H-P Design Strategies: Lighting, Windows and Building Envelopes with EnergyPro 3.0 |
| May 15 (Tuesday) 9:00 am to 3:00 pm | Energy-Efficiency Opportunities in Chilled Water Plant Design |
| June 8 (Friday) 9:00 am to 11:30 am | High Performance Windows |
| August 03 (Friday) 9:00 am to 3:00 pm | Design Underfloor Air Distribution Systems for Maximum Efficiency |
| September 13 (Thursday) 8:30 am to 4:00 pm | H-P Design Strategies: Lighting, Windows and Building Envelopes with EnergyPro 3.0 |
| September 14 (Friday) 8:30 am to 11:30 am | Mechanical System Design and Modeling Using EnergyPro 3.0 |
| September 14 (Friday) 1:00 pm to 4:30 pm | Advanced Building Modeling with EnergyPro 3.0 |

9

PG&E Spring 2001 Programs



To register call 415.973.7268 or go to www.pge.com/pec

HVAC

| | |
|---|--|
| May 17 (Thursday) 9:00 am to 4:30 pm | HVAC Load Calculation Methods and Applications Discussion of common load calculation methods used to size equipment and distribution systems. |
| May 23 (Wednesday) 9:00 am to 4:30 pm | Evaporative Cooling Design of direct and indirect evaporative cooling systems, evaporative pre-cooling for air-cooled condenser, indoor air quality issues, energy savings calculations. |

ARCHITECTURE

| | |
|---|--|
| May 22 (Tuesday) 9:00 am to 1:00 pm | Controlling Moisture in Residential and Small Commercial Buildings Common design and installation defects that can create moisture problems; recommendations for good practices, mitigation of mold/mildew, building materials that improve building durability, energy efficiency and indoor air quality. |
| June 20 (Wednesday) 6:00 pm to 9:00 pm -and- June 21 (Thursday) 6:00 pm to 9:00 pm | Site Analysis for Architects How to assess climate data, apply site analysis techniques, and use measurement tools to design energy-efficient buildings. |

Recent Reports

Report LBNL-47275 is available as a .pdf file on our website at <http://SimulationResearch.lbl.gov/dirpubs/47275.pdf>

LBNL-47275

An Empirical Correlation for the Outside Convective Air Film Coefficient for Horizontal Roofs

by

R. D. Clear, L. Gartland and F. C. Winkelmann
Environmental Energy Technologies Division
Lawrence Berkeley National Laboratory
Berkeley CA 94720-0001

Abstract

From measurements of surface heat transfer on the roofs of two commercial buildings in Northern California we have developed a correlation that expresses the outside convective air film coefficient for flat, horizontal roofs as a function of surface-to-air temperature difference, wind speed, wind direction, roof size, and surface roughness. When used in hourly building energy analysis programs, this correlation is expected to give more accurate calculation of roof loads, which are sensitive to outside surface convection. In our analysis about 90% of the variance of the data was explained by a model that combined standard flat-plate equations for natural and forced convection and that took surface roughness into account. We give expressions for the convective air film coefficient (1) at an arbitrary point on a convex-shaped roof, for a given wind direction; (2) averaged over surface area for a given wind direction for a rectangular roof; and (3) averaged over surface area and wind direction for a rectangular roof.

Question:

We are trying to **model a diesel generator for load shedding during on-peak periods**. The outputs indicate that the generator uses more electricity than our baseline run! This may be partially due to uncontrollable heat rejection energy of the generator or improper inputs. On report ES-D, Total Elect Charge with the generator is \$588,983 vs \$583,534 on the baseline run; the total energy cost is \$662,708 vs \$629,701 for baseline (only \$27,590 for oil). On report ES-E the metered energy during June-Oct is higher than the baseline run and the metered demand stays the same. Under the BEPU report, the heat rejection at 232,255 kwh is higher than baseline at 132,082 kwh. Generally, I can't see why operating a diesel generator during on-peak periods for load shedding consumes more electricity. Please advise if DOE-2 is capable of simulating savings for this generator.



Please email your
"DOE-2 Puzzler"
questions to
klellington@lbl.gov

Answer:

If you look at plant report PS-D under ELECTRICAL LOADS you can see that the diesel generator is operating and meeting 5.8% of the electrical load.

The problem seems to be in Economics, which doesn't know what to do with the electricity produced by the generator (basically it is ignored and all the electrical consumption is charged to the utility).

To fix this add the following Utility-Rate to your Economics input:

```
GEN-ELEC = UTILITY-RATE  
RESOURCE = ELEC-NET-SALE ..
```

This tells the Economics program to use the generator electric output to meet the electric load. If you then look at ES-D you will see the electricity charged to utility rate TOU-BLK reduced accordingly and the dollars also reduced.

California

Energy

Commission

The new 2001 AB 970 Residential and Nonresidential Energy Efficiency Standards take effect on June 1, 2001. The Commission anticipates that new Residential and Nonresidential Manuals will be available in August 2001. Until the new manuals are available, please refer to the Manual Supplements (available at http://www.energy.ca.gov/ab970_standards/documents/index.html), Publication Nos. 400-01-002S and 400-01-005S.

In other news, *Blueprint*, CEC's newsletter, has gathered together residential and nonresidential questions and answers from all past issues (Nos. 1 to No. 62). They may be found at: <http://38.144.192.166/efficiency/blueprint/index.html>
Residential Questions & Answers - Publication No. 400-00-005
Non-Residential Questions & Answers - Publication No. 400-00-006



Energy and Buildings Special "IBPSA" Issue

The April 2001 issue of the journal *Energy and Buildings* (Vol. 33, No. 4) featured selected technical papers from IBPSA's *Building Simulation 1999 Conference*, held in Kyoto.

You can visit the journal at <http://www.elsevier.nl/locate/jnlInr/06009>.

Energy and Building Performance Simulation: Current State and Future Issues by J. L. M. Hensen and N. Nakahara

Building Environment Simulation Before Desk Top Computers in the USA Through a Personal Memory by T. Kusuda

Domain Integration in Building Simulation by J. A. Clarke

Efficient Solution Strategies for Building Energy System Simulation by E. F. Sowell and P. Haves

Energyplus: Creating a New-Generation Building Energy Simulation Program by D. B. Crawley, L. K. Lawrie, F. C. Winkelmann, W. F. Buhl, Y. J. Huang, C. O. Pedersen, R. K. Strand, R. J. Liesen, D. E. Fisher, M. J. Witte and J. Glazer

Integrating Power Flow Modelling with Building Simulation by J. A. Clarke and N.J. Kelly

Systematic Analysis on Combined Heat and Water Transfer Through Porous Materials Based on Thermodynamic Energy by A. Ozaki, T. Watanabe, T. Hayashi and Y. Ryu

An Algorithm for Calculating Convection Coefficients for Internal Building Surfaces for the Case of Mixed Flow in Rooms by I. Beausoleil-Morrison


Modeling of Thermal Processes for Internal Melt Ice-On-Coil Tank Including Ice-Water Density Difference by Y. Zhu and Y. Zhang

Optimal Control Development for Chilled Water Plants Using a Quadratic Representation by B. C. Ahn and J. W. Mitchell

Fault-Tolerant Supervisory Control of VAV Air-Conditioning Systems by X.-F. Liu and A. Dexter

Online Fault Detection and Diagnosis in VAV Air Handling Unit by RARX Modeling by H. Yoshida, S. Kumar, Y. Morita

Fault Detection in HVAC Systems Using Model-Based Feed-Forward Control by T.I. Salsbury and R.C. Diamond



WINDOW 5, Beta 1

Total Window Thermal Performance

The WINDOW program calculates total window thermal performance indices (i.e., U-value, solar heat gain coefficient, shading coefficient, and visible transmittance). WINDOW 5 (Beta version 1) is available to download and test. The program contains these new features:

New in WINDOW 5, Beta 1:

- A state-of-the-art Microsoft Windows user interface
- Powerful features in all of the WINDOW libraries for modeling:
 - Windows
 - Glazing Systems
 - Glass
 - Gases
 - Frames
 - Dividers
 - Environmental Conditions
- Updated Algorithms consistent with ASHRAE SPC 142 and ISO15099
- A condensation-resistance index or indices (CI)
- A surface temperature map
- Connection to the Optics 5 optical data available at: <http://windows.lbl.gov/materials/optics5/default.htm>

You may download Beta 1 of WINDOW 5 from

http://windows.lbl.gov/software/window/beta/W50_beta1_getacopy.html

Your feedback is important to the developers; please email WindowHelp@lbl.gov with comments.



Efficient Windows Collaborative

To find out how to select an energy efficient window, please visit the Efficient Windows Collaborative (EWC) website at

<http://www.efficientwindows.org>

EWC provides unbiased information on the benefits of energy efficient windows, descriptions of how they work, and recommendations for their selection and use.

THERM 2.1a:

2-Dimensional Building Heat-Transfer Modeling

THERM, a module of LBNL's WINDOW program, models two-dimensional heat-transfer effects in building components such as windows, walls, foundations, roofs, doors, appliances and other products where thermal bridges are of concern. THERM's heat-transfer analysis allows you to evaluate a product's energy efficiency and local temperature patterns, which may relate directly to problems with condensation, moisture damage, and structural integrity. THERM's two-dimensional conduction heat-transfer analysis is based on the finite-element method, which can model the complicated geometries of building products. THERM's results are used with WINDOW's center-of-glass optical and thermal models to determine total window product U-factors and Solar Heat Gain Coefficients. These values can be used, in turn, with the RESFEN program, which calculates total annual energy requirements in typical residences throughout the United States.

THERM 2.1a is a bug-fix release based primarily on feedback from THERM 2.1 users. The code was converted to double precision and has had added a check to it that will catch any unforeseen similar issues in the future. Going to double precision affects some answers (on the order of 0.1%) - this is less of an effect than starting at mesh parameter of 6 vs starting at mesh parameter of 8 (with all results getting to an EEN of less than 10%).

New in THERM 2.1a:

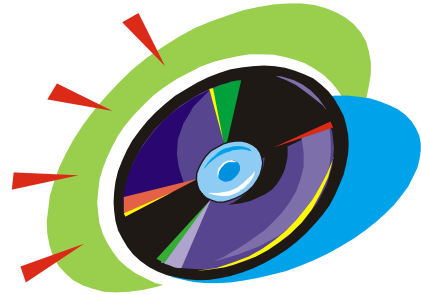
- Multiple Glazing Options feature made more robust, based on feedback from users
- Fixed bug with linked materials, including problems with triple glazed glazing systems and links to glazing cavities
- Fixed problems relating to files submitted by simulators—a flood fill problem, etc.
- Program now automatically fixes WINDOW 4.1 glazing systems that used to crash the program
- Fixed Radiation Enclosure bug
- Fixed sorting by date in the Calculation Manager Log, and also fixed a bug that caused the program to crash
- Improved program behavior when multiple frame cavities are selected
- Fixed problem with Boundary Conditions being created inside the WINDOW 4.1 glazing system, such as in Dividers

To download THERM 2.1a, please go to:
<http://windows.lbl.gov/software/therm>

DOE-2 Documentation on a CD !

What's on the CD?

- DOE-2 Reference Manual (Part 1)
- DOE-2 Reference Manual (Part 2)
- DOE-2 Supplement to the Reference Manual (2.1E)
- DOE-2 BDL Summary (2.1E)
- DOE-2 Engineers Manual (2.1A)



How much does it Cost?

- Cost of the CD is U.S.\$100.

Order from ESTSC:

Ed Kidd
 NCI Information Systems, Inc.
 Energy Science and Technology Software Center
 P.O. Box 1020
 Oak Ridge, TN 37831

Phone: 865/576-1037
 Fax: 865/576-6436
 Email: estsc@adonis.osti.gov

What Isn't on the CD?

- Update Package #1:
Changes and corrections to DOE-2.1E Basics, the Supplement and BDL Summary
- Update Package #2:
Corrections to the BDL Summary and Supplement for DOE-2.1E. For Version 107 of DOE-2.1E, added Cooled Beam System and Polygon sections to the Supplement and BDL Summary.
- Update Package #3:
Corrections to Appendix A of the Supplement.

Where to Obtain Printed Documentation:

Update Packages are .pdf files; they may be downloaded from our website at <http://SimulationResearch.lbl.gov> > DOE-2 > Documentation

Update Packages are **not** cumulative and each contains different information. You must download all three packages to update the DOE-2 documentation completely.

- DOE-2 Basics (2.1E)
- DOE-2 Sample Run Book (2.1E)

These must be purchased separately from NTIS; details at <http://SimulationResearch.lbl.gov> > DOE-2 > Documentation]

The Building Energy Simulation User News is published bi-monthly and distributed electronically by the Simulation Research Group at Lawrence Berkeley National Laboratory, with cooperation from the Building Systems Laboratory at the University of Illinois. Direct comments or submissions to Kathy Ellington (KLEllington@lbl.gov). Direct BLAST-related inquiries to the Building Systems Laboratory (support@blast.bso.uiuc.edu). © 2001 Regents of the University of California, Lawrence Berkeley National Laboratory. This work was supported by the Assistant Secretary for Energy Efficiency and Renewable Energy, Office of Building Technology, State and Community Programs, Office of Building Systems of the U.S. Dept. of Energy, under Contract No. DE-AC03-76SF00098

ENERGY-10, Version 1.3 with WeatherMaker

Version 1.3 of ENERGY-10 is now available. It includes the much-anticipated **WeatherMaker** function. *WeatherMaker* allows users to create their own weather files based on information available from nearly 4,000 weather stations throughout the U.S. Revisions to the program itself include some minor fixes, an improved and expanded Help section, and greater clarity in titling and identification of various sections. Contact the Sustainable Buildings Industries Council for more information, or to order your upgrade disc (the cost is \$15, which covers production and shipping).

ENERGY-10, written in C++, is a design tool for smaller residential or commercial buildings that are less than 10,000 ft² floor area, or buildings that can be treated as one- or two-zone increments. It performs whole-building energy analysis for 8760 hours/year, including dynamic thermal and daylighting calculations. ENERGY-10 was specifically designed to facilitate the evaluation of energy-efficient building features in the very early stages of the design process.

Input: Only four inputs required to generate two initial generic building descriptions. Virtually everything is defaulted but modifiable. As the design evolves, the user adjusts descriptions using fill-in menus (utility-rate schedules, construction details, materials).

Output: Summary table and 20 graphical outputs available, generally comparing current design with base case. Detailed tabular results also available.

Platform: PC-compatible, Windows 3.1/95/98, Pentium processor with 16 MB of RAM is recommended.

Douglas K. Schroeder
1331 H Street N.W., #1000
Washington, DC 20004



Tel: 202.628.7400 ext 210
Fax: 202.383.5043
www.sbicouncil.org

Sustainable Buildings Industry Council (SBIC)

9

GenOpt® 1.1

New in GenOpt 1.1 are an additional algorithm for multi-dimensional optimization, algorithms for one-dimensional optimization, and an algorithm for parametric runs in a multi-dimensional space. The new version also allows processing of multiple function values and has an improved graphical user interface.

GenOpt is a multi-parameter optimization program, available free of charge from LBNL. It automatically finds the values of user-selected design parameters that minimize an *objective function*, such as annual energy use, calculated by an external simulation program like EnergyPlus, SPARK, DOE-2, BLAST, TRACE, TRNSYS, etc. GenOpt can be used with any simulation program that has text-based input and output. It also offers an interface for adding custom optimization algorithms to its library.

Genopt 1.1 (with user manual) may be downloaded from

<http://SimulationResearch.lbl.gov> > GenOpt

Building Design Advisor 3.0

*Decision making through the
integrated use of multiple
simulation tools and databases*

The **Building Design Advisor (BDA)** is a Windows program that addresses the needs of building decision-makers from the initial, schematic phases of building design through the detailed specification of building components and systems. The BDA is built around an object-oriented representation of the building and its context, which is mapped onto the corresponding representations of multiple tools and databases. It then acts as a **data manager** and **process controller**, automatically preparing input to simulation tools and integrating their output in ways that support multi-criterion decision-making. Version 3.0 of the BDA is now available for Beta testing and includes links to three main simulation tools for daylighting, electric lighting and energy analyses:

- **DCM**, a simplified daylighting simulation tool,
- **ECM**, a simplified electric lighting simulation tool, and
- the **DOE-2.1E** building energy simulation program.

ECM, the **new electric lighting simulation tool** in BDA 3.0, is integrated through BDA with DOE-2. BDA's Schematic Graphic Editor allows placement of electric lighting luminaires and specification of reference points for daylight-based electric lighting controls. Moreover, BDA now has the capability of **running DOE-2 parametrically** to generate a plot that shows the relationship between effective aperture and energy requirements. BDA 3.0 provides the added functionality of working with either **English units or Metric units**.

Current research and development efforts are focused on the development of links to **Desktop Radiance**, a Windows 95/98/NT version of the **Radiance** lighting/daylighting simulation and rendering software.

The minimum and recommended system **requirements** to run the BDA software are as follows:

Minimum

Pentium 75
Windows 95, 98, NT 4.0.
16 / 32MB RAM under Windows 95
30 MB of larger hard disk space.
640x480 or higher screen resolution.

Recommended

Pentium 200 or better.
Windows 95, 98, NT 4.0.
24 / 64MB RAM under Windows NT 4.0.
60 MB or larger hard disk space.
1024x768 or higher screen resolution.

The BDA source code is available for licensing; if interested, please contact Dr. Papamichael at K_Papamichael@lbl.gov.

To learn more about the BDA software and to download a copy of the latest public version (BDA 2.0), please visit

<http://gaia.lbl.gov/BDA>

For Beta Testing of BDA 3.0, please contact Vineeta Pal at VPal@lbl.gov.



Senior Analyst ➤ Comfort Systems USA is North America's premier provider of business solutions addressing workplace comfort, environment, process and energy services. Our Phoenix office is expanding its mechanical and HVAC Design Build capabilities. Primary responsibilities include energy analysis, modeling and simulation for building system infrastructure improvements in large central plants, campus, healthcare and large commercial facilities. The position requires 3 to 5 years of energy analysis and assessment experience using DOE-2 or similar modeling software. Excellent writing, communication and computer skills required. Also required is a MS or BS in ME or EE; P.E. preferred. Fax resume to ESS engineering, Comfort Systems USA, HR Dept (480) 784-4800 or email hrbsg@comfortsystemsusa.com <

DOE-2

DOE-2

DOE-2

PC Version of DOE-2.1E from ESTSC

DOE-2.1E (version 110) for Windows is available from the Energy Science and Technology Software Center (ESTSC). Previously, ESTSC licensed only UNIX and VAX versions. This updated version of DOE-2 incorporates bug fixes and new features such as a Cooled Beam HVAC system and polygon input for walls, floors and ceilings. Like previous DOE-2.1E products from ESTSC, this version accepts textual BDL input but does not have a graphical user interface. Cost of DOE-2.1E-WIN (Version 110) is:

\$ 300 U.S. Government, non-profit Educational

\$ 575 U.S., Mexico, Canada

\$ 1075 Other Foreign

Ed Kidd

NCI Information Systems, Inc.

Energy Science and Technology Software Center

P.O. Box 1020

Oak Ridge, TN 37831

Phone: 865/576-1037

Fax: 865/576-6436

Email: estsc@adonis.osti.gov

DOE-2.1E Documentation on a CD

Most of the DOE-2.1E documentation (including the Engineers Manual, version 2.1A) has been scanned and put on one CD, available for US\$100 from ESTSC. Call Ed Kidd to order.

DOE-2.1E Basics and the DOE-2.1E Sample Run Book are not included on the CD; they may be ordered from the National Technical Information Service; go to <http://SimulationResearch.lbl.gov> >DOE-2 > Documentation.

DOE-2.1E Documentation Updates Free of Charge

Three update documents, in .pdf format, are available on our website

<http://SimulationResearch.lbl.gov> > DOE-2 > Documentation.

The updates are **not** cumulative; each document contains different information so you need to download all the packages in order to completely update the existing documentation.

DOE-2 Help Desk

Due to health problems, our regular consultant, Bruce Birdsall, is temporarily unavailable.

In the meantime, please contact the Simulation Research Group with your questions:

Phone: (510) 486-5711, Fax: (510) 486-4089, Email: kl ellington@lbl.gov

DOE-2 Training

DOE-2 courses for beginning and advanced users:

phone Marlin Addison at (602) 968-2040, or send email to marlin.addison@doe2.com

DOE-2

DOE-2

DOE-2

Disclaimer: The Building Energy Simulation User News was prepared as an account of work sponsored by the United States Government (USG). While this document is believed to contain correct information, neither the USG nor any agency thereof, nor the Regents of the University of California (RUC), nor any of their employees, makes any warranty, express or implied, or assumes any legal responsibility for the accuracy, completeness, or usefulness of any information, apparatus, product or process disclosed, or represents that its use would not infringe privately owned rights. Reference herein to any specific commercial product, process or service by its trade name, trademark, or otherwise, does not necessarily constitute or imply its endorsement, recommendation, or favoring by the USG or any agency thereof, or the RUC. The views and opinions of authors expressed herein do not necessarily state or reflect those of the USG or any agency thereof or of the Regents of the University of California

Software Available from Lawrence Berkeley National Laboratory

| Free Downloads | |
|---|---|
| BDA 3.0 (Building Design Advisor) | kmp.lbl.gov/BDA |
| COMIS (multi-zone air flow and contaminant transport model) | www-epb.lbl.gov/comis |
| EnergyPlus™ 1.0 (new-generation whole-building energy analysis program, based on BLAST and DOE-2) | SimulationResearch.lbl.gov > EnergyPlus |
| GenOpt® 1.1 (generic optimization program) | SimulationResearch.lbl.gov > GenOpt |
| RADIANCE (analysis and visualization of lighting in design) | radsite.lbl.gov/radiance/ |
| Desktop Radiance (integrates the Radiance Synthetic Imaging System with AutoCAD Release 14) | radsite.lbl.gov/deskrad/ |
| RESEM (Retrofit Energy Savings Estimation Model) (calculates long-term energy savings directly from actual utility data) | eetd.lbl.gov/btp/resem.htm |
| SUPERLITE (calculates illuminance distribution for room geometries) | eetd.lbl.gov/btp/superlite20.html |
| THERM 2.1a (model two-dimensional heat-transfer effects in building components where thermal bridges are of concern) | windows.lbl.gov/software/therm/therm.html |
| WINDOW 5 Beta (thermal analysis of window products) | windows.lbl.gov/software/window/window.html |
| Request by Fax from 510.486.4089 | |
| RESFEN 3.1 (choose energy-efficient, cost-effective windows for a given residential application) | windows.lbl.gov/software/resfen/resfen.html |
| Web Based | |
| Home Energy Saver (quickly compute home energy use) | hes.lbl.gov |
| Purchase | |
| SPARK (Simulation Problem Analysis and Research Kernel) (build simulations of innovative building envelope and HVAC systems by connecting component models) | For Windows, SUN, Linux, go to SimulationResearch.lbl.gov > SPARK |
| ADELIN 2.0 (daylighting performance in complex spaces) | radsite.lbl.gov/adeline/ |

BLAST *news*

www.bso.uiuc.edu

Building Systems Laboratory (BSL)
30 Mechanical Engineering Building
University of Illinois
1206 West Green Street
Urbana, IL 61801
Telephone: (217) 333-3977
Fax: (217) 244-6534
support@blast.bso.uiuc.edu

The **Building Loads Analysis and System Thermodynamics (BLAST)** program predicts energy consumption, energy system performance and cost for new or existing (pre-retrofit) buildings.

BLAST contains three major sub-programs:

- **Space Load Prediction** computes hourly space loads in a building based on weather data and user inputs detailing the building construction and operation.
- **Air Distribution System Simulation** uses the computed space loads, weather data, and user inputs.
- **Central Plant Simulation** computes monthly and annual fuel and electrical power consumption.

Heat Balance Loads Calculator (HBLC)

The BLAST graphical interface (HBLC) is a Windows-based interactive program for producing

BLAST input files. You can download a demo version of HBLC (for MS Windows) from the BLAST web site (User manual included).

HBLC/BLAST Training Courses

Experience with the HBLC and the BLAST family of programs has shown that new users can benefit from a session of structured training with the software. The Building Systems Laboratory offers such training courses on an as needed basis typically at our offices in Urbana, Illinois.

WINLCCID 98

LCCID (Life Cycle Cost in Design) was developed to perform Life Cycle Cost Analyses (LCCA) for the Department of Defense and their contractors.

To order BLAST-related products, contact the Building Systems Laboratory at the address above.

| Program Name | Order Number | Price |
|--|--------------|--------|
| PC BLAST Includes: BLAST, HBLC, BTEXT, WIFE, CHILLER, Report Writer, Report Writer File Generator, Comfort Report program, Weather File Reporting Program, Control Profile Macros for Lotus or Symphony, and the Design Week Program. The package is on a single CD-ROM and includes soft copies of the BLAST Manual, 65 technical articles and theses related to BLAST, nearly 400 processed weather files with a browsing engine, and complete source code for BLAST, HBLC, etc. Requires an IBM PC 486/Pentium II or compatible running MS Windows 95/98/NT. | 3B486E3-0898 | \$1500 |
| PC BLAST Package Upgrade from level 295+ | 4B486E3-0898 | \$450 |
| WINLCCID 98: executable version for 386/486/Pentium | 3LCC3-0898 | \$295 |
| WINLCCID 98: update from WINLCCID 97 | 4LCC3-0898 | \$195 |

The last four digits of the catalog number indicate the month and year the item was released or published. This will enable you to see if you have the most recent version. All software will be shipped on 3.5" high density floppy disks unless noted otherwise.

www.bso.uiuc.edu

Meetings, Conferences, Symposia in 2001

| | | | |
|-----------------|---|---|---|
| June 4-6 | FEMP Energy 2001 Workshop |  | Contact: Rick Klimkos (FEMP) Tel: 202.586.8287, Fax: 202.586.3000 Net: http://www.energy2001.ee.doe.gov |
| June 17-19 | BOMA Annual Convention | | Contact the Building Owners and Managers Association (BOMA) at convention@boma.org or www.boma.org |
| June 23-27 | ASHRAE Annual Meeting |  | To be held in Cincinnati, OH - Contact: jyoung@ashrae.org ASHRAE Meetings Section, 1791 Tullie Circle NE Atlanta, GA 30329, Net: http://www.ashrae.org Tel: 404.636.8400, Fax: 404.321.5478 |
| July 24-27 | Increasing Productivity through Energy Efficiency |  | To be held in Tarrytown, NY Contact: Rebecca Lunetta, rlunetta@erols.com , http://aceee.org American Council for an Energy Efficient Economy |
| August 13-15, | <i>IBPSA</i> Building Simulation 2001 |  | To be held in Rio de Janeiro, Brazil All information may be found at the BS2001 web site: www.labeee.ufsc.br/bs2001/ |
| August 29-30 | Integrated Energy Efficiency 2001 | | To be held, in Cleveland, OH Association of Energy Engineers Tel: 770.279.43392 www.aeecenter.org |
| September 15-18 | CLIMA 2001 |  | Contact the secretariat at Tel: +39.02.55.193.446 Email: clima@clima2000.it , Net: http://www.clima2000.it |



Meetings, Conferences, Symposia in 2002

January 12-16

ASHRAE
Winter
Meeting



To be held in Atlantic City, NJ - Contact: jyoung@ashrae.org
ASHRAE Meetings Section, 1791 Tullie Circle NE
Atlanta, GA 30329, Net: <http://www.ashrae.org>
Tel: 404.636.8400, Fax: 404.321.5478

April 14-18

LIGHT + BUILDING
International Trade
Fair



To be held in Frankfurt, Germany
Contact Ina Wiesberger at
Tel: +49.69.7575.6144
ina.wiesberger@messefrankfurt.com

June 22-26

ASHRAE
Annual
Meeting



To be held in Honolulu, Hawaii - Contact: jyoung@ashrae.org
ASHRAE Meetings Section, 1791 Tullie Circle NE
Atlanta, GA 30329, Net: <http://www.ashrae.org>
Tel: 404.636.8400, Fax: 404.321.5478

Meetings, Conferences, Symposia in 2003

January 25-29

ASHRAE
Winter
Meeting



To be held in Chicago, IL - Contact: jyoung@ashrae.org
ASHRAE Meetings Section, 1791 Tullie Circle NE
Atlanta, GA 30329, Net: <http://www.ashrae.org>
Tel: 404.636.8400, Fax: 404.321.5478

June 28-July 2

ASHRAE
Annual
Meeting



To be held in Kansas City, MO - Contact: jyoung@ashrae.org
ASHRAE Meetings Section, 1791 Tullie Circle NE
Atlanta, GA 30329, Net: <http://www.ashrae.org>
Tel: 404.636.8400, Fax: 404.321.5478

DOE-2 Directory of Program Related Software and Services¹

ESTSC Versions of DOE-2

| Program Name | Description | Cost | | | | | | | | | | | | | | | | |
|---|--|--|---------|----------|----------|-----|-----------|--------|-------|-------|--------------------|-------|--------|--------|---------------|--------|--------|--------|
| DOE-2.1E (Ed Kidd or Walt Kelly) estsc@adonis.osti.gov Energy Science & Technology Software Center (ESTSC) P.O. Box 1020 Oak Ridge, TN 37831-1020 Ph: 865-576-2606 / Fx: 576-2865 www.doe.gov/html/osti | Source code, executable code and complete current documentation for: | <table border="1"> <thead> <tr> <th></th> <th>Windows</th> <th>SUN-UNIX</th> <th>VAX</th> </tr> </thead> <tbody> <tr> <td>Govt/Educ</td> <td>\$ 300</td> <td>\$455</td> <td>\$500</td> </tr> <tr> <td>US, Mexico, Canada</td> <td>\$575</td> <td>\$1365</td> <td>\$1835</td> </tr> <tr> <td>Other Foreign</td> <td>\$1075</td> <td>\$2120</td> <td>\$2716</td> </tr> </tbody> </table> | | Windows | SUN-UNIX | VAX | Govt/Educ | \$ 300 | \$455 | \$500 | US, Mexico, Canada | \$575 | \$1365 | \$1835 | Other Foreign | \$1075 | \$2120 | \$2716 |
| | | | Windows | SUN-UNIX | VAX | | | | | | | | | | | | | |
| Govt/Educ | \$ 300 | \$455 | \$500 | | | | | | | | | | | | | | | |
| US, Mexico, Canada | \$575 | \$1365 | \$1835 | | | | | | | | | | | | | | | |
| Other Foreign | \$1075 | \$2120 | \$2716 | | | | | | | | | | | | | | | |
| DOE-2.1E/Version 110 for Windows and SUN UNIX DOE-2.1E DEC-VAX Operating System: Windows, SUN UNIX, DEC-VAX | <u>Support</u> From ESTSC, limited operational support (telephone assistance concerning installation, media or platform questions). Help with modeling available free of charge from Bruce Birdsall at (925) 671-6942 10am to 3pm Pacific time. | | | | | | | | | | | | | | | | | |

Commercial Versions of DOE-2

| Program Name | Description | Cost | |
|---|--|--|---|
| ADM-DOE-2 (Richard Burkhart) ADM Associates adm_asc@ns.net 3239 Ramos Circle Sacramento, CA 95827-2501 Ph: 916-363-8383, Fx: 363-1788 | Use on 386/486 PCs with a math co-processor and 4MB of RAM. The package contains everything needed to run the program: program files, utilities, sample input files, and weather files. More than 300 weather files available. Operating System: DOS, Windows 95 | \$395 + \$15/SH including one set weather data (your choice) and documentation | |
| | | | <u>Input</u> |
| | | | <u>Output</u> |
| Compare-IT (Matt Brost) RLW Analytics, Inc. info@rlw.com 1055 Broadway, Suite G Sonoma, CA 95476 Ph: 707-939-8823, Fx: 939-9218 www.rlw.com | Compare-IT allows DOE-2 professionals to add value to their projects by giving clients "what-if" scenarios using DOE-2. The interface is designed for novice energy analysts and the GUI can be customized for each client's particular interests. Based DOE-2.1E. Operating System: DOS, Windows (98, 95, NT) | \$500 consultant \$2000 client Documentation available | |
| | | | <u>Input:</u> Customizable windows GUI dynamically built based on DOE-2 macros. |
| | | | <u>Output</u> |
| DOE-Plus (Steve Byrne) Item Systems byrne @ item.com 321 High School Road NE #344 Bainbridge Island, WA 98110 Ph: 206-855-9540 / Fx: 855-9541 www.halcyon.com/byrne | Complete support for all DOE-2 commands. Utility programs included: Prep, Demand Analyzer, weather processor. Over 500 worldwide weather files. Imports BDL files created with a text editor or other program. Based DOE-2.1E. Operating System: DOS, Windows (3.1, 95, NT) | \$895 with DOE-2 and doc \$495 without DOE-2 Source code not available. | |
| | | | <u>Input</u> Interactive, graphical, fill-in-the-blanks |
| | | | <u>Output</u> Customizable tables and graphics <u>Support</u> Unlimited, except modeling advice. On-line help. |

¹ We list third-party DOE-2-related products and services for the convenience of program users, with the understanding that the Simulation Research Group does not have the resources to check the DOE-2 program adaptations and utilities for accuracy or reliability.

Commercial Versions of DOE-2 (continued)

| Program Name | Description | | Cost |
|---|--|---|---|
| EnergyPro 3.0 (D. Vonderkullen) demian@energysoft.com Gabel Dodd/EnergySoft LLC 100 Galli Drive #1 Novato, CA 94949-5657 Ph: 415-883-5900, Fx: 883-5970 www.energyspro.com | Performs nonresidential load calculations for HVAC equipment sizing. Electronically exports forms to AutoCad for inclusion on blueprints. On-line help. 344 weather files for the U.S. and Canada. Operating System: DOS, Windows (95, NT). For California Users: Performs Title 24 compliance calculations, includes state-certified HVAC and DHW Equipment directories, Title 24 tailored lighting calculations. Based on ESTSC DOE-2.1E | <u>Input:</u> Graphical | DOE-2 Module: Non-residential \$ 700 ^{1,2} Residential \$ 250 ^{1,2} Program Interface \$ 195 ³ ¹ price reflects cash discount ² includes documentation ³ required |
| | | ----- <u>Output:</u> Graphs, forms | |
| | | ----- <u>Support:</u> Unlimited support | |
| EZDOE (Bill Smith) bsmith @ elitesoft.com Elite Software P.O. Box 1194 Bryan, TX 77806 Ph: 409-846-2340 / Fx: 846-4367 www.elitesoft.com | Provides full screen, fill-in-the-blank data entry, dynamic error checking, context-sensitive help, mouse support, graphic reports, a 750-page user manual, and extensive weather data. Full implementation of DOE-2 on DOS-based 386 and higher computers. On-line help. Some weather files. Based on DOE-2.1E. Operating System: DOS | <u>Input:</u> Fill-in-the-blanks | \$1295 w/documentation Source code not available. |
| | | ----- <u>Output:</u> Standard DOE reports plus some custom graphic reports | |
| | | ----- <u>Support:</u> Unlimited phone support | |
| FTI/DOE2 (Scott Henderson) info @ finite-tech.com Finite Technologies Inc. 3763 Image Drive Anchorage, Alaska 99504 Ph: 907-333-8937, Fx: 333-4482 www.finite-tech.com | Version 3.0 Release -- FTI/DOE is 100% compatible with LBNL version. Source code versions will compile with most F77-compliant compilers. On-line help: 344 weather files for the U.S. and Canada. Based on ESTSC DOE-2.1E. No demo, 30-day trial period Operating System: DOS, Windows (3.x, 95, NT) AIX, ULTRIX, VMS, Linux, NeXTStep, | <u>Input:</u> Version 2.x: text based Version 3.x: graphical | \$ 995.99 US w/documentation \$1066 Int'l w/documentation \$4999.99 Source code |
| | | ----- <u>Output:</u> All standard DOE-2 reports Run time and status graphics | |
| | | ----- <u>Support:</u> 90-days free; then cost is \$ 35 each email per incident \$ 55 per hour per incident \$125 per hour for engineering advice. | |
| PRC-DOE-2 (Paul Reeves) Paul.Reeves@DOE2.com Partnership for Resource Conservation 140 South 34 th Street Boulder, CO 80303 Ph: 303-499-8611, Fx: 554-1370 | Text-based version of DOE-2 includes documentation. Extensive information on new features, including information on new system types, new commands, new options, etc., added to later versions of 2.1E. Operating System: DOS, Windows (95, NT) | <u>Input:</u> Standard text-based | \$ 495 w/documentation Source code not available. |
| | | ----- <u>Output:</u> | |
| | | ----- <u>Support:</u> Unlimited support. | |

Commercial Versions of DOE-2 (continued)

| Program Name | Description | Cost | |
|--|---|---|--|
| VisualDOE 3.0 (Eric Kolderup) support@eley.com Charles Eley Associates 142 Minna Street San Francisco, CA 94105 Ph: 415-957-1977 Fx: 415-957-1381 www.eley.com | Fast construction of building geometry using pre-defined blocks and/or drawing interface. Import zone shapes from CADD file (dxf format). Point-and-click to define zone properties and HVAC systems. Rotate-able 3-D image of model. Custom hourly outputs, customized graphs. On-line help. 400+ US weather files, 12+ for Canada, plus selected locations around the world. Operating System: DOS, Windows (3.1, 95, NT) | Version 2.61 is \$495; contact Eley Associates for the price of Version 3.0 (includes documentation) Source code not available. | |
| | | <u>Input</u> Graphical | |
| | | ----- <u>Output</u> Graphical | |
| | | ----- <u>Support</u> 90 days free phone and email support.; thereafter \$195/hear | |

Pre- and Post Processors for DOE-2

| Program Name | Description | Cost |
|--|--|--|
| DrawBDL Joe Huang & Associates 6720 Potrero Avenue El Cerrito, CA 94530 Ph/Fx: 510-236-9238 | DrawBDL , Version 2.1, is a graphic debugging and drawing tool for DOE-2 building geometry . DrawBDL reads your BDL input and makes a rotate-able 3-D drawing of your building with walls, windows, and building shades shown in different colors for easy identification. Operating System: DOS, Windows (3.1, 95, 98, NT) [Works with 2.1E] | \$125.00 plus shipping |
| PRC-TOOLS (Paul Reeves) P R C 140 South 34 th Street Boulder, CO 80303 Ph: 303-499-8611 / Fx: 554-1370 | <i>PRC-Tools</i> aid in extracting, analyzing, and formatting DOE-2 output . <i>PRC-Grab</i> automates the process of extracting any number of answers from DOE-2 standard output files. <i>PRC-Hour</i> and <i>PRC-Peak</i> format the hourly output and create Peak-Day and Average-Day load shapes for any number of periods and for any combination of hourly values. Operating System: Windows (95, 98, NT) [Works with 2.1E] | \$99.00 |
| Visualize-IT (Matt Brost) RLW Analytics, Inc. mattb@rlw.com 1055 Broadway, Suite G Sonoma, CA 95476 Ph: 800-472-6716 Fx: 707-939-8823 www.rlw.com | Visualize-IT 2.0 is a Windows application designed to help you explore and summarize short-interval time series data, e.g., measurements taken once every 15 minutes over a period of weeks, months or years. Visualize-IT has been developed specifically for electric and gas load data measuring class profiles, market-segments, individual customer sites or specific end uses. Customized DOE2.1e hourly output importer. Visualize-IT is highly useful and informative for looking at DOE2 output and/or comparing to interval metered data. It is equally useful for other time series measurements such as weather, industrial process control, and water quality. Operating System: Windows 95, 98 and NT | \$500.00 per set Volume Discounts Available |

Special Versions of DOE-2

| Program Name | Description | Cost |
|---|---|--|
| CBIP pebc.rncan.gc.ca/cbip.htm Office of Energy Efficiency Natural Resources Canada 580 Booth St., 18th Floor Ottawa ON K1A 0E4 CANADA | Natural Resources Canada's Commercial Building Incentive Program (CBIP) offers a financial incentive for the incorporation of energy efficiency features in new commercial and institutional building designs. The objective of this new incentive is to encourage energy-efficient design practices and to bring about lasting changes in the Canadian building design and construction industry. The program will be offered until March 31, 2004. | Web Based |
| Cool Tools (Peter Turnbull) Pacific Gas & Electric Company pwt1@pge.com www.hvacexchange.com/cooltools/ | The CoolTools™ project objective is to develop, disseminate and promote an integrated set of tools for design and operation of chilled water plants. CoolTools products are Internet based, public domain resources available to building owners, design professionals, and operators involved in both new construction and retrofits. | Web Based |
| DesiCalc GRI-98/0127 www.desicalc.com | DesiCalc screens desiccant cooling applications. It estimates annual or monthly energy loads, using hour-by-hour simulations, and costs for 11 typical commercial buildings in 236 geographical locations in the US. Includes the latest TMY2 meteorological database [Based on DOE-2.1E] Operating System: Windows 3.1, 95, 98, NT | \$295 w/doc +8.75% tax in IL +4.5% tax in VA S/H add \$20 |
| Energy Gauge USA (Danny Parker) Florida Solar Energy Center 1679 Clearlake Road Cocoa, FL 32922 Ph: 407-638-1405, Fx: 407-638-1439 | Energy Gauge USA allows the simple calculation and rating of residential building energy use in the US. The simulation calculates a six-zone model of the residence (conditioned zone, attic, crawlspace, basement, garage and sunspace) with the various buffered spaces linked to the interior as appropriate. TMY weather data for the program are available for 239 US locations. [Based on DOE-2.1E] Operating System: Windows 95, 98, NT | Contact Danny Parker at FSEC for availability. |
| Home Energy Saver (Residential DOE-2) http://hes.lbl.gov | Calculation of residential energy consumption using DOE-2.1E. The program performs a full annual simulation for a typical weather year (involving 8760 hourly calculations) from 239 locations around the United States in about 10-20 seconds. | Web Based |
| PERFORM 98 California Energy Commission P.O. Box 944295, MS-13 Sacramento, CA 94244-2950 Ph: 916-654-5385 | Created for the State of California Energy Commission's, Title 24 energy code . Perform 98 is an interface shell with DOE-2 as the engine. DOS input. Output is only California Title 24 compliant. Technical support available for \$100/year from Gabel-Dodd Energy Soft LLC, 100 Galli Drive #1, Novato, CA 94960. Call 415-883-5900 for details. [Based on DOE-2.1E] | \$250 including PERFORM 98, Version 100 program and manual. (VISA/MC) Order #P440960006 |
| RESFEN-3.1 Building Technologies, MS 90-3111 Lawrence Berkeley Laboratory Berkeley, CA 94720 | RESFEN calculates the energy and cost implications of a building's windows compared to insulated walls . The relative energy and cost impacts of two different windows can also be compared against each other. RESFEN calculates the heating and cooling energy use and associated costs, also the peak heating and cooling demand for specific window products. [Based on DOE-2.1E] Operating System: Windows 95, 98, NT | Free! Download from windows.lbl.gov/software/resfen |

INTERNATIONAL DOE-2 RESOURCE CENTERS

The people listed here have agreed to be primary contacts for DOE-2 program users in their respective countries. Each resource center has the latest program documentation, all back issues of the User News, and recent LBNL reports pertaining to DOE-2. Users may make arrangements to photocopy the new material for a nominal cost. We hope to establish centers in other countries; please contact us if you want to establish a center in your area.

Australasia

P. C. Thomas, SOLARCH, University of New South Wales, Sydney 2052, Australia
Tel: +61 2 9385 6373 / Fax: +61 2 9385 6735, email PC.Thomas@unsw.EDU.AU www.fbe.unsw.edu.au/units/solarch

Australia

Murray Mason, ACADS BSG, 16 High Street, Glen Iris, VIC. 3146, Australia / Tel: +61 885 6586 / Fax: +61 885 5974

Brazil

Prof. Roberto Lamberts, Universidade Federal de Santa Catarina, Campus Universitario-Trindade, Cx. Postal 476, 88049-900 Florianopolis SC, BRASIL
lamberts@ecv.ufsc.br / Tel: +55 48 331 9272/ Fax: +55 48 331 9770

Czech Republic

Ing. Zuzana Krtkova, Faculty of Civil Engineering, Dept. of Environmental and Building Services Engineering, Czech Technical University in Prague, Thakurova 7, 166 29 Praha 6, CZECH REPUBLIC krtkova@fsv.cvut.cz Tel: +42 2 2435 4327

Egypt

Dr. Ossama A. Abdou, Center for Building Environmental Studies and Testing (C-Best), 15-EI-Shibani Street, Almanza, Cairo, Egypt Tel: +20 2 391 1137 or +20 2 417 4583 / Fax: +20 2 519 4343 / oabdou@hotmail.com

Germany

B. Barath or G. Morgenstern, Ingenieurbüro Barath & Wagner GmH, Postfach 20 21 41, D-41552 Kaarst, Germany
Tel: +49 2 131 7574 9012 G. Morgenstern / Fax: +49 2 131 7574 9029

Hong Kong, China, Taiwan, Japan

Dr. Sam C. M. HUI or K.P. Cheung, Dept of Architecture, University of Hong Kong, Pokfulam Road, Hong Kong (SAR), CHINA / cmhui@hku.hk or kpcheung@hku.hk / <http://arch.hku.hk/research/BEER/DOE-2/DOE-2.htm>
Tel: +852 2859 2123 Sam Hui / Fax: +852 2559 6484

India

Jiten Prajapati or Anil K. Anand, Energy Systems Engineering, IIT-Mumbai, Powai, Mumbai 400 076, INDIA
Tel : +91 022 578 2545 x7378

Italy

Marco Rapella, Via Bonfadini 33, I-23100 Sondrio, ITALY Tel: +390342511168, marco.rapella@libero.it, cell phone number: +393474756858

Korea (Chungnam)

Dr. Jun Tae Kim, Department of Architectural Engineering, Kongju National University, 182 Sinkwan-dong, Kongju, Chungnam 314-701, Republic of Korea / jtkim@knu.kongju.ac.kr / Tel: +82 416 850 8653 / Fax +82 416 856 9388

Korea (Seoul)

Dr. Jung-Ho Huh, Ph.D., Assistant Professor, Dongdaemoon-Gu Jeonnonng-Dong 90, Dept. of Architectural Engineering, The University of Seoul, Seoul 130-743, Korea. -- huhj0715@uoscc.uos.ac.kr, Tel: +02-2210-2616 / Fax: +02-2248-0382

Korea (Taejon)

Dr. Euy-Joon Lee and Jong-Ho Yoon, Passive Solar Research Team, Bldg 2, Room 202, Korea Institute of Energy Research, Daeduk Science Town, 71-2 Jang-Dong, Yusong-Gu, Taejon 305-343, Republic of Korea. -- Lee: ejlee@kier.re.kr, Yoon: yesru@kier.re.kr
Tel: +82 42 860 3514 / Fax: +82 42 860 3132

INTERNATIONAL DOE-2 RESOURCE CENTERS (continued)

New Zealand

Tan Yune, Architecture Department, The University of Auckland, Private Bag 92019, Auckland, New Zealand tanyune@ccu1.auckland.ac.nz / Tel: +64 9 373 7999 x5647 / Fax: +64 9 373 7410

Portugal, Spain, Italy, and Greece

Antonio Rego Teixeira, ITIME, Unidade de Energia, Estrada do Paco do Lumiar, 1699 Lisboa, Portugal
antonio.teixeira@mail.ineti.pt / Tel: +35 11 350 2931 / Fax: +35 11 716 4305

Singapore, Malaysia, Indonesia, Thailand, and the Philippines

WONG Yew Wah (Raymond), Nanyang Technological University, School of Mechanical and Production Engineering, Nanyang Avenue, Singapore 2263, Republic of Singapore, mywwong@ntu.edu.sg / Tel: +65 790 5543 / Fax: +65 791 1859

South Africa

Prof. L. J. Grobler, School of Mechanical and Materials Engineering, University of Potchefstroom, Private Bag X6001, Potchefstroom 2520, South Africa, mgiljg@puknet.puk.ac.za / Tel: +27 148 299 1328 / Fax: +27 148 299 1320

Switzerland

René Meldem, Meldem Energie SA, Avenue de Cour 61, CH-1007 Lausanne, Switzerland
Tel: +41 21 401 4090, Fax: +41 21 401 4091, meldem.energie@bluewin.ch

INTERNATIONAL DOE-2 ENERGY CONSULTANTS

Australia

P. C. Thomas, Sustainable Building & Energy Consultants, 6/52 Houston Road, Kingsford NSW 2032, Australia.
Tel/Fax: +61 2 9662 0205, Mobile +61 417 405 478, pc_thomas@iname.com

Belgium

Andre Dewint, S.A. Alpha Pi n.v., Av Winston Churchill 232 Box 7, B-1180 Bruxelles, BELGIUM
Tel: +32 2 343 4251 / Fax: +32 2 343 0377

Canada

Curt Hepting, P.Eng. EnerSys Analytics, 2989 Delahaye Drive, Coquitlam, B.C. V3B 6Y9 Canada enersys@infoserve.net / www.enersys.bc.ca/homepage / Tel: (604) 552-0700 / Fax (604) 552-0713

Dejan Radoicic, D. W. Thomson Consultants, Ltd., 1985 West Broadway #200, Vancouver, BC V6J 4Y3, Canada Tel (604) 731-4921 / Fax (604) 738-4420

Neil A. Caldwell, PE, DukeSolutions Canada, Inc., 1730 - 401 West Georgia St., Vancouver, BC V6B 5A1 Canada ncaldwe@duke-energy.ca

Dr. Stephane Bilodeau, PE, President, Groupe Enerstat, Inc., 79 Wellington North #202, Sherbrooke (Quebec) J1H 5A9, Canada
sbilodeau@groupeenerstat.com / Tel: (819) 562-8040 / Fax (819) 562-5578

Gordon Shymko, G.F. Shymko & Associates, Inc., 129 Evergreen Crescent S.W., Calgary, Alberta T2Y 3R2, Canada

Germany

Jens Grundt and Ludwig Michel, GMW-Ingenieurburo, Die Planer Villa, Bünteweg 10a, 30559 Hannover, Lower Saxony, Germany
Tel: +49 0511 58 59 48 -11/Fax +49 0511 58 59 48 -48 www.gmw-ingenieurbuero.de j.grundt@gmw-ingenieurbuero.de

INTERNATIONAL DOE-2 ENERGY CONSULTANTS (continued)

Italy

Marco Rapella, Via Bonfadini 33, I-23100 Sondrio, ITALY Tel: +390342511168, marco.rapella@libero.it, cell phone number: +393474756858

Ireland

Paul Overy, Overy + Associates, Mechanical and Electrical Consulting Engineers, 43 Parnell Street, Clonmel, Co Tipperary, Ireland
Tel: +353 (0)52-27667, Fax: +353 (0)52-29238 www.overy-assoc.com

New Zealand

Paul Bannister, Energy Group, Ltd., 14a Wickliffe Street (P.O. Box 738), Dunedin, New Zealand eglstaff@earthlight.co.nz
Tel: +64 3479 0148, Fax: 3479 0759

Switzerland

René Meldem, Meldem Energie SA, Avenue de Cour 61, CH-1007, Lausanne, Switzerland.

Tel: +41 21 401-4090, Fax: +41 21 401-4091, meldem.energie@bluewin.ch

Philip Schluchter, Institut für Bauphysik Klein, Urs Graf-Strasse 1, CH-4052 Basel, Switzerland

Gerhard Zweifel, Hochschule Technik + Architektur Luzern, Technikumstrasse 21 Abt. HLK, CH-6048 Horw, Switzerland gzweifel@ztl.ch

Tel: +41 349 3349, Fax: 349 3960

Markus Koschenz, Building Equipment Section 175, EMPA, 129 Überlandstrasse, CH-8600 Dübendorf, Switzerland

Markus.Koschenz@empa.ch, Tel: +41 1823 5511, Fax: 821-6244

United Kingdom

Dr. Peter Simmonds, Ove Arup and Partners, Ltd., 13 Fitzroy Street, London W1P 6BQ, UNITED KINGDOM.

Tel: +44 20-7465-3637 / Fax: 7465-3667, peter.simmonds@arup.com / www.arup.com

U. S. DOE-2 ENERGY CONSULTANTS

| Arizona | | | | |
|---|--|------------------------------------|------------------------|---------------------------------|
| Dale R. Broughton, P.E. drb6@home.com | Quantum Computer Resources www.qcr-usa.com | 20833 North 1 st Street | Phoenix, AZ 85027 | (623) 780-3496 fax: 322-0049 |
| Henny van Lambalgen, P.E. henny@questenergy.com | Quest Energy Group, LLC www.questenergy.com | 4324 East Pearce Road | Phoenix, AZ 85044 | (480) 753-5590 fax 753-1215 |
| Marlin S. Addison marlin.addison@doe2.com | M. S. Addison & Associates | 1215 West 12th Place | Tempe, AZ 85281 | (480) 968-2040 fax: 968-2053 |
| Chuck Sherman ces@essinc.com | ESSengineering | 2141 East Broadway, #211 | Tempe, AZ 85282 | (480) 784-4500 fax: 784-4800 |
| Sarat Kanaka nexus@nexusenergy.com | EcoGroup, Inc., Suite 301 | 2085 E. Technology Circle | Tempe, AZ 85284 | (602) 777-3000 |
| California | | | | |
| Joseph Deringer, jderinger@deringergroup.com | The Deringer Group, Inc. www.deringergroup.com | 1349 Addison Street | Berkeley, CA 94703 | (510) 843-9000 fax: 843-9005 |
| Qiang (Peter) Zhang peter@deringergroup.com | www.ecoadvisor.com | | | |
| M. Gabel, R. Howley office@gabelenergy.com | Gabel Associates, LLC www.gabelenergy.com | 1818 Harmon Street | Berkeley, CA 94703 | (510) 428-0803 fax: 428-0324 |
| George Marton | 1129 Keith Avenue | | Berkeley, CA 94708 | (510) 841-8083 |
| John R. Aulbach, PE jrascab36@earthlink.net | 23508 Naffa Avenue | | Carson, CA 90745 | (310) 549-7118 |
| Leo Rainer lirainer@davisenergy.com | Davis Energy Group, Inc. www.davisenergy.com | 123 C Street | Davis, CA 95616 | (916) 753-1100 |
| L. Heshong and D. Mahone lheshong@h-m-g.com dmahone@h-m-g.com | The Heshong Mahone Group www.h-m-g.com | 11626 Fair Oaks Blvd, #302 | Fair Oaks, CA 95628 | (916) 962-7001 fax: 962-0101 |
| Cliff Gustafson | Taylor Systems Engineering, Inc. www.tse-inc.net | 9801 Fair Oaks Blvd., #100 | Fair Oaks, CA 95628 | (916) 961-3400 fax: 961-3410 |
| Tom Lunneberg, PE info@ctg-net.com | Constructive Tech. Group www.ctg-net.com/main.htm | 16 Technology Dr., #109 | Irvine, CA 92618 | (714) 790-0010 |
| David J. Schwed rma@as.net | Romero Management Associates www.asnet/~rma/index.htm | 1805 West Avenue K | Lancaster, CA 93534 | (805) 940-0540 |
| Martyn C. Dodd support@energysoft.com | Gabel Dodd/EnergySoft, LLC www.energysoft.com | 100 Galli Drive, # 1 | Novato, CA 94949 | (415) 883-5900 fax: 883-5970 |
| Jim Kelsey, Kevin Warren info@kw-energy.com | KW Energy Engineering www.kw-energy.com | 175 Filbert Street #205 | Oakland, CA 94607-2541 | (510) 834-6420 fax: 834-6373 |
| Patrick Nkwocha, PE UPat@worldnet.att.net | Global Tech Services | 3360 Foothill Blvd., #108 | Pasadena, CA 91107 | (626) 583-8205 fax: 583-8206 |
| James Trowbridge, PE | Trowbridge Engineering | 8240 Caribbean Way | Sacramento, CA 95826 | (916) 381-4753 |

U. S. DOE-2 ENERGY CONSULTANTS (continued)

| California (continued) | | | | |
|--|--|-----------------------------------|-----------------------------|---------------------------------|
| Greg Cunningham gwc@essinc.com | ESSengineering | 114 Sansome St., #1201 | San Francisco, CA 94104 | (415) 296-9760 fax: 784-9761 |
| Charles Eley, T. Tathagat info@eley.com | Eley Associates www.eley.com | 142 Minna Street | San Francisco, CA 94105 | (415) 957-1977 fax: 957-1381 |
| John F. Kennedy, PE info@geopraxis.com | GeoPraxis, Inc. www.geopraxis.com | 205 Keller Street | Petaluma, CA 94952-3874 | (707) 766-7010 fax: 766-7014 |
| Chandra Shinde, PE | Envirodesign Group | 19613 El Camino Esplanade | Walnut, CA 91789-2138 | (909) 598-1980 |
| Colorado | | | | |
| Fred Porter | Architectural Energy Corp | 2540 Frontier Ave, #201 | Boulder, CO 80301 | (303) 444-4149 fax: 444-4304 |
| Dr. Ellen Franconi ellenf@schiller.com | Schiller Associates www.schiller.com | 1401 Walnut Street, #403 | Boulder, CO 80302 | (303) 440-4343 fax: 440-6644 |
| Paul Reeves | PRC | 140 South 34 th Street | Boulder, CO 80303 | (303) 499-8611 |
| Susan Reilly denver@enermodal.com | Enermodal Engineering | 1554 Emerson Street | Denver, CO 80218 | (303) 861-2070 fax: 830-2016 |
| Colorado | | | | |
| Charles Fountain | Burns & McDonnell www.burnsmcd.com | 8055 E. Tufts Avenue, #330 | Denver, CO 80230 | (303) 721-9292 |
| Joel Neymark, PE neymarkj@qwest.net | J. Neymark & Associates | 2140 Ellis Street | Golden, CO 80401 | (303) 384-3672 fax: 384 9427 |
| Norm Weaver, PE | Interweaver Consulting | P.O. Box 775444 | Steamboat Springs, CO 80477 | (970) 870-1710 |
| Connecticut | | | | |
| Adrian Tuluca swa@swinter.com | Steven Winter Associates www.swinter.com | 50 Washington Street | Norwalk, CT 06854 | (203) 852-0110 fax: 852-0741 |
| District of Columbia | | | | |
| Kurmit Rockwell, PE | XENERGY, Inc., Suite 1110 www.xenergy.com | 1025 Connecticut Ave., N.W. | Washington, DC 20036 | (202) 872-1626 |
| Florida | | | | |
| Philip Wemhoff | 1512 South McDuff Avenue | | Jacksonville, FL 32205 | (904) 632-7393 |
| Dr. Paul Hutchins PE,CEM | Reynolds Smith & Hills, Inc. www.rsandh.com | 4651 Salisbury Road | Jacksonville, FL 32256 | (904) 279-2277 fax: 279-2491 |

U. S. DOE-2 ENERGY CONSULTANTS (continued)

| Georgia | | | | | |
|--|---|------------------------------|---------------------------|---------------------------------|--|
| Lung-Sing Wong, PE lswong@bpe-inc.com | Building Performance Engineers www.bpe-inc.com | 3060 Wanda Woods Drive | Atlanta, GA 30340 | (770) 270-0100 | |
| Glenn L. Bellamy gbellamy@heery.com | Heery International, Inc. www.heery.com | 999 Peachtree St., N.E. | Atlanta, GA 30367-5401 | (404) 946-2208 fax: 875-1283 | |
| Illinois | | | | | |
| Gary H. Michaels, PE | G.H. Michaels Associates | 1512 Crain Street | Evanston, IL 60202 | (847) 869-5859 | |
| Prem N. Mehrotra | General Energy Corp. | 230 Madison Street | Oak Park, IL 60302 | (708) 386-6000 | |
| Robert Henninger, PE rhenninger@gard.com | GARD Analytics, Inc. www.gard.com | 1028 Busse Highway | Park Ridge, IL 60068-1802 | (847) 698-5686 | |
| Kansas | | | | | |
| Dr. Brian A. Rock, PE barock@ukans.edu | A/E Dept, Marvin Hall | University of Kansas | Lawrence, KS 66045-2222 | (785) 864-3603 | |
| Massachusetts | | | | | |
| C. Kalasinsky PE, T.Chan | R.G. Vanderweil Engrs., Inc. www.vanderweil.com | 274 Summer Street | Boston, MA 02458-1113 | (617) 423-7423 fax: 423-7401 | |
| Mark Mullins mmullins@hecenergy.com | HEC Energy & Design Services www.hecenergy.com | 24 Prime Parkway | Natick, MA 01760 | (508) 653-0456 fax: 653-0266 | |
| Michael Andelman andelman@jrma-ae.com | JRMA & Associates www.jrma-ae.com | 421 Watertown St. | Newton, MA 02210 | (617) 964-8889 fax: 964-7881 | |
| Missouri | | | | | |
| Mike Roberts | Roberts Engineering Co. | 11946 Pennsylvania | Kansas City, MO 64145 | (816) 942-8121 | |
| Bruce A. Leavitt, PE | Wm. Tao & Associates Inc. | 2357-59 th Street | St. Louis, MO 63110 | (314) 644-1400 | |
| Montana | | | | | |
| Michael W Harrison, PE | Harrison Engineering | 139 Bluebird Lane | Whitehall, Montana 59759 | (406) 287-5370 | |
| Nebraska | | | | | |
| Philip M. Schreier, PE FEI-OMA@worldnet.att.net | Farris Engineering www.nebraska.org/4/4/01/00/co.htm | 11239 Chicago Circle | Omaha, NE 68154-2634 | (402) 330-5900 fax: 330-5902 | |
| New York | | | | | |
| Robert E. Gibeault gibeault@pbworld.com | PB Power, Inc. www.pbworld.com | 1873 Western Avenue #201 | Albany, NY 12203 | (518) 862-0012 fax: 862-1608 | |
| J. Fireovid, K. Yousef | SAIC Energy Solutions Div. www.saic.com | 1 Marcus Boulevard | Albany, NY 12205 | (518) 458-2249 | |

U. S. DOE-2 ENERGY CONSULTANTS (continued)

| New York (continued) | | | | |
|--|--|--------------------------------------|------------------------------------|-------------------------------------|
| Dave Pruitt, Scott Frank | Jaros, Baum & Bolles www.jbb.com | 80 Pine Street | New York, NY 10005 | (212) 530-9300 |
| H. Henderson henderson@cdhenergy.com S. Carlson carlson@cdhenergy.com | CDH Energy Corporation www.cdhenergy.com | P.O. Box 641 (132 Albany Street) | Cazenovia, NY 13035 | (315) 655-1063 or (315) 655-1058 |
| North Carolina | | | | |
| Gopal Shiddapur, PE gsshidda@duke-energy.com | DukeSolutions (MC: ST05A) duke-energy.com | 230 S. Tryon Street, # 400 | Charlotte, NC 28202 | (704) 373-4439 fax: 373-4872 |
| Hank Jackson, PE hzjackson@juno.com | R, C, & I Engineering Services Inc. www.geoexchange.com/public/opportunity/JACKSON.html | P.O. Box 675 | Weaverville, NC 28787-0675 | (704) 691-0785 fax: 658-0474 |
| Oregon | | | | |
| Carol Gardner gems@teleport.com | Gardner Energy Management Services | PO Box 12549 | Portland, OR 97212-0549 | (503) 223-4847 fax: 223-8486 |
| John P. Karasaki, P.E. john_karasaki@pgn.com | Portland General Electric | 121 SW Salmon Street MC: 1WTC0706 | Portland, OR 97204 | (503) 464-7803 fax: 464-2485 |
| Texas | | | | |
| Jeff S. Haberl jhaberl@esl.tamu.edu | Energy Systems Laboratory esl.tamu.edu | Texas A&M University | College Station., TX 77843-3123 | (409) 845-6065 |
| Virginia | | | | |
| Dave Walker walkeng@swva.net | Walker Engineering www.swva.net/walkeng | P.O. Box 366 | Staffordsville, VA 24167 | (540) 921-4544 fax: 921-4548 |
| Washington | | | | |
| Steve Byrne byrne@item.com | ITEM Systems, suite 344 www.halcyon.com/byrne/item.htm | 321 High School Road NE | Bainbridge Island, WA 98110 | (206) 855-9540 |
| Gregory J. Banken, PE gbanken@qmetrics.com | Q-Metrics, Inc. www.qmetrics.com | P.O. Box 3016 | Woodinville, WA 98072-3016 | (425) 825-0200 fax: 825-0136 |